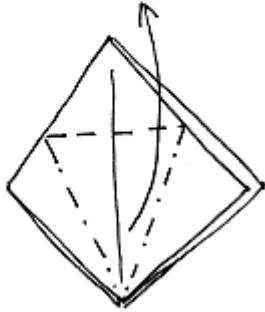
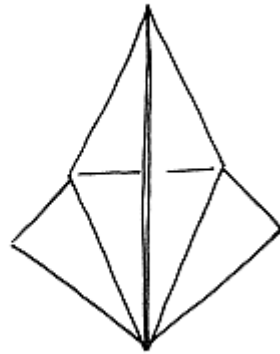


① BEGIN WITH THE PRELIMINARY BASE



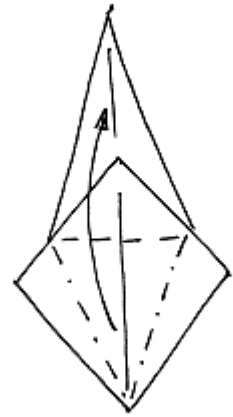
PETAL FOLD UPWARDS

② LIKE SO



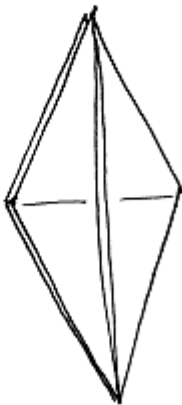
TURN OVER

③



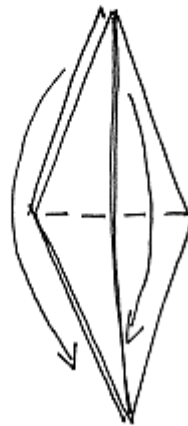
PETAL FOLD UPWARDS

④ BIRD BASE #1



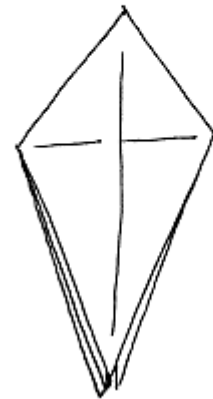
SOME MODELS REFER TO THIS AS THE BIRD BASE

⑤



FOLD BOTH FLAPS DOWN

⑥ BIRD BASE #2



SOME MODELS WILL ALSO REFER TO THIS AS THE BIRD BASE.

THE BIRD BASE IS ONE OF THE MOST COMMONLY USED BASES IN ORIGAMI HAVING FOUR LONG POINTS TO USE.