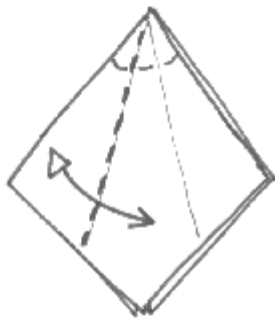


THESE ARE ALL MADE FROM UNITS OF THE SAME SIZE, EXCEPT FOR THE PAWNS. FOR THE COMPLETE SET, YOU NEED 24 SQUARES + 8  $\frac{2}{3}$  SIZED SQUARES FOR THE WHITE PIECES AND 26 SQUARES + 8  $\frac{2}{3}$  SIZED SQUARES FOR THE TWO-TONE BLACKS.

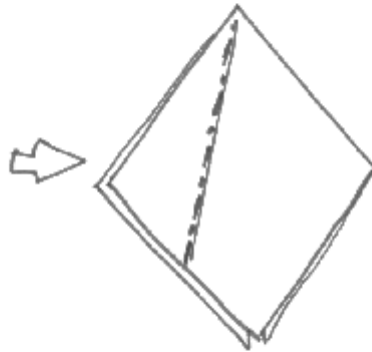
**STANDARD BASE**

① PRELIMINARY BASE



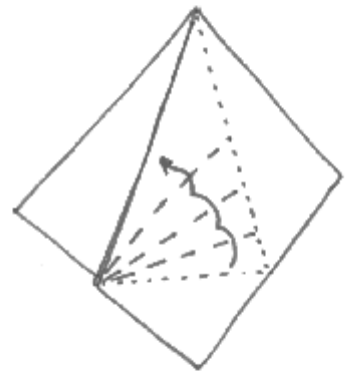
TRISECT THE ANGLE. FOLD & UNFOLD

②



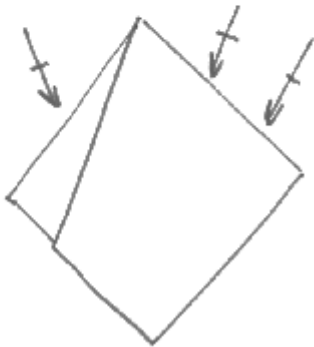
REVERSE FOLD

③



PLEAT INSIDE TO LOCK

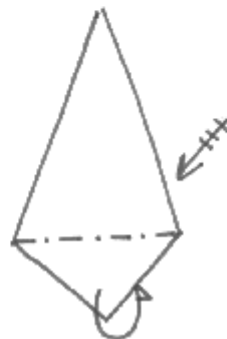
④



REPEAT STEPS 1-3 ON OTHER FOUR EDGES

WHITE BASE

⑤



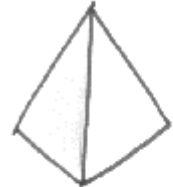
FOLD THESE FLAPS TO CENTRE

⑥



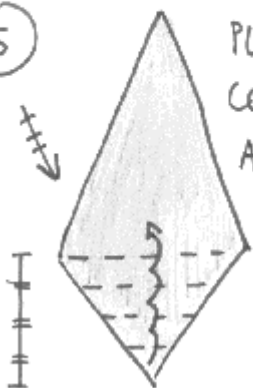
OPEN MODEL OUT TO FORM PYRAMID

WHITE BASE



BLACK BASE

⑤



PLEAT TO FORM COLOURED RIM AT BOTTOM

⑥



OPEN OUT TO FORM PYRAMID

BLACK BASE

