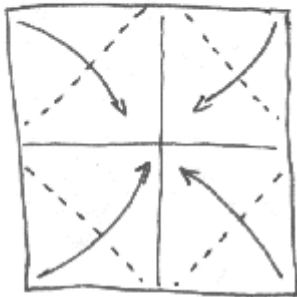
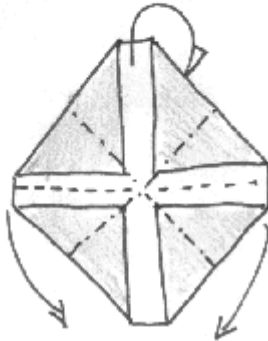


① WHITE SIDE UP



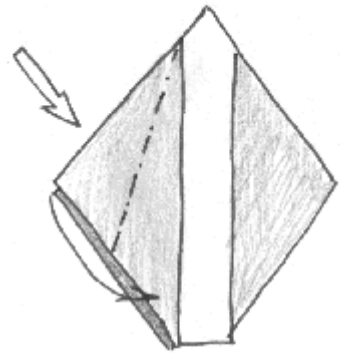
FOLD ALMOST TO CENTRE

②



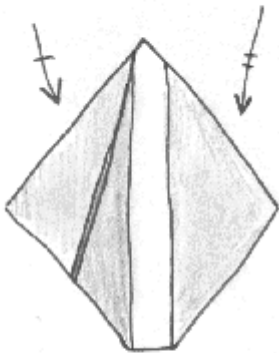
FOLD PRELIMINARY BASE

③



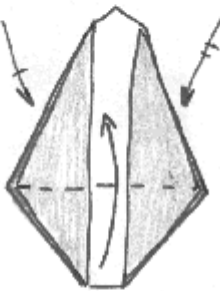
REVERSE FOLD

④



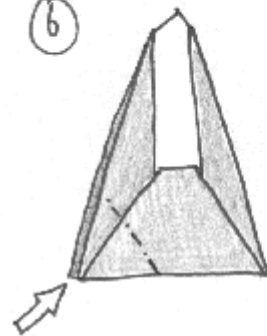
REPEAT ON OTHER THREE FLAPS

⑤



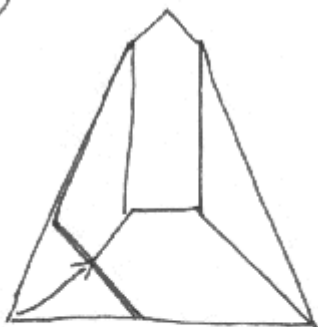
FOLD UPWARDS
REPEAT WITH OTHER
FLAPS

⑥



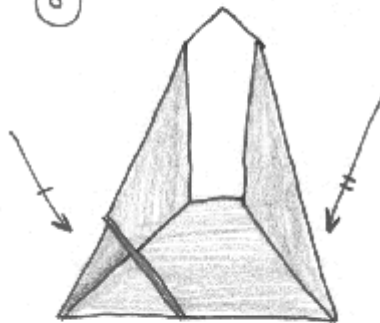
REVERSE FOLD INSIDE
MODEL.

⑦



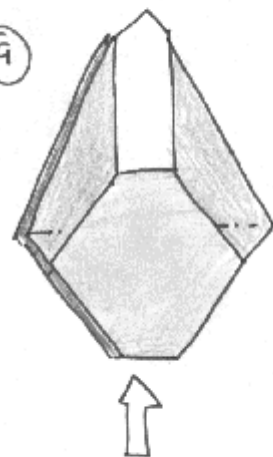
FOLD NEXT FLAP
INSIDE.

⑧



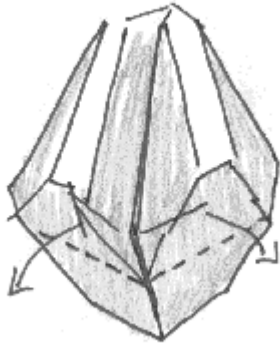
REPEAT ON OTHER
FLAPS

⑨



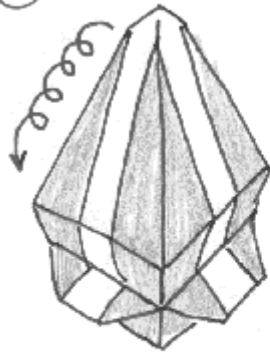
OPEN MODEL OUT

10




FOLD FLAPS DOWN

4



NOW THE FUN BIT!
OUTSIDE REVERSE FOLD
ONE OF THE FLAPS,
& ROLL IT INTO A
TUBE.

INSERT HEAD ONTO
STANDARD BASE



FINISHED
BISHOP

