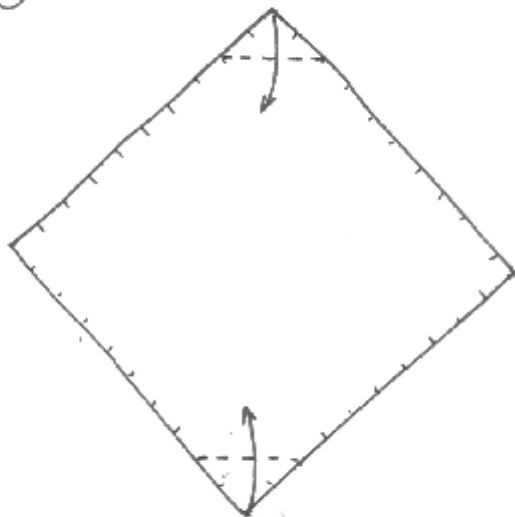


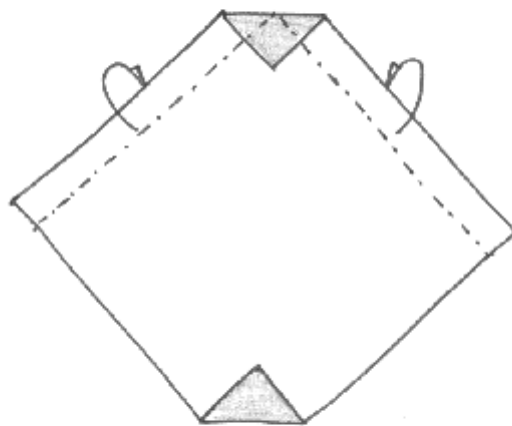
BEGIN WITH WHITE SIDE UP, DIVIDED INTO  $\frac{1}{10}$  ALONG ALL SIDES.

①



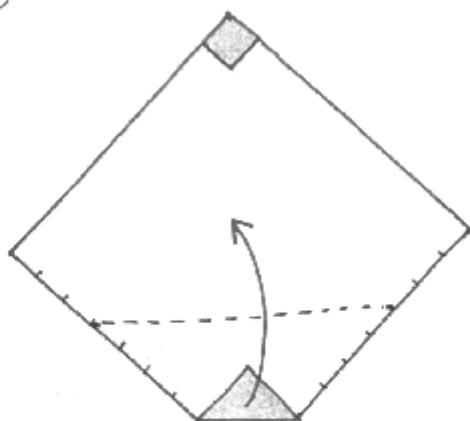
VALLEY FOLDS

②



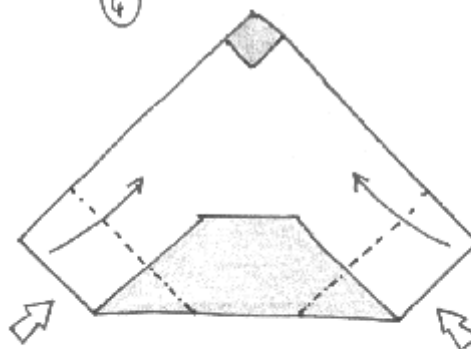
FOLD BEHIND

③



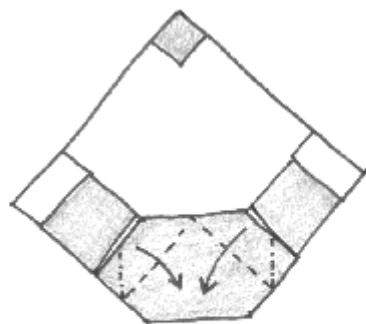
FOLD UP

④



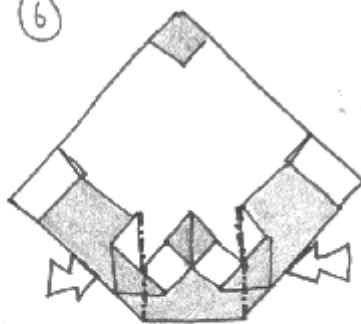
REVERSE FOLDS

⑤



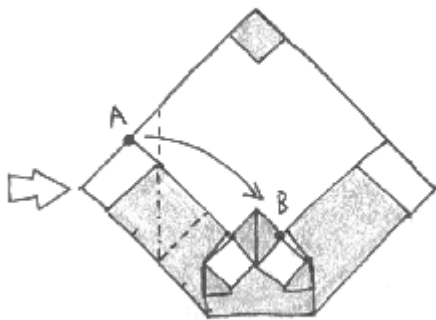
SQUASH FOLDS

⑥



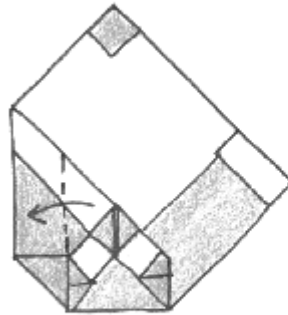
SINK/REVERSE INSIDE MODEL

7



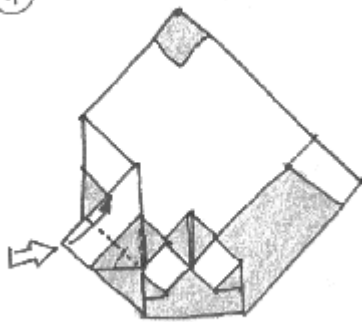
SWING FOLD SO THAT 'A' LIES BEHIND 'B'

8



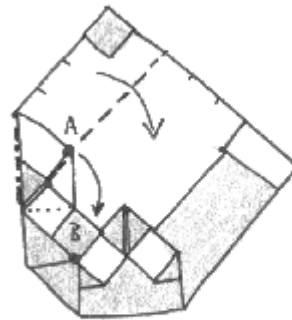
VALLEY OVER

9



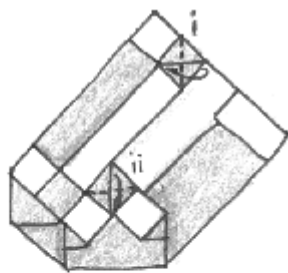
SQUASH FOLD

10



SWING FOLD SO THAT 'A' LIES BEHIND 'B' ON THE INSIDE OF THE MODEL

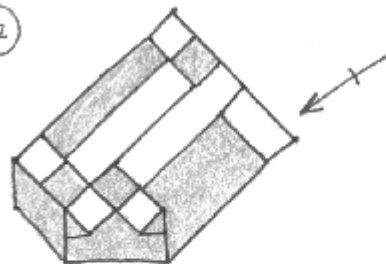
11



i FLIP OVER

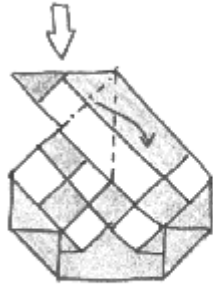
ii FLIP OVER

12



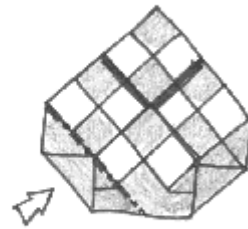
REPEAT STEPS 7-10 ON OTHER SIDE

13



SQUASH FOLD

14



TO COMPLETE THE UNIT, SINK ONE SIDE.

15

FOUR UNITS ARE REQUIRED - TWO BEGIN IN STEP 13 WITH THE WHITE SIDE UP. THE OTHERS ARE FOLDED IDENTICALLY EXCEPT THEY START WITH THE BLACK SIDE UP. ASSEMBLE AS SHOWN.

WHITE SIDE UP

FINISHED CHESSBOARD

