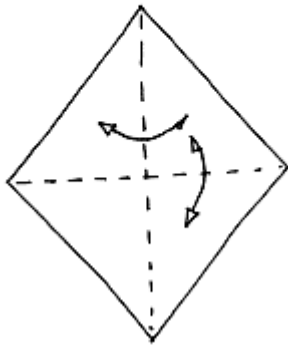
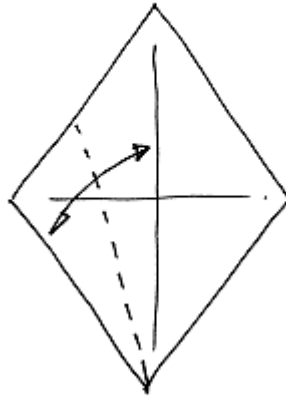


① WHITE SIDE UP



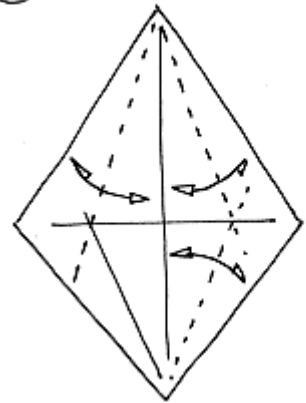
FOLD AND UNFOLD
ALONG DIAGONALS

②



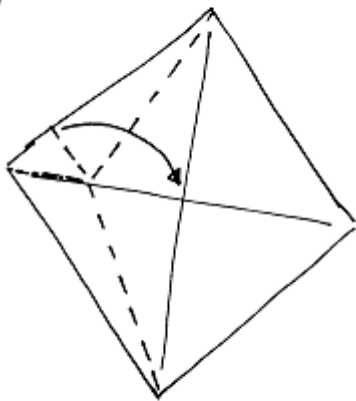
FOLD TO CENTRE
LINE & UNFOLD

③



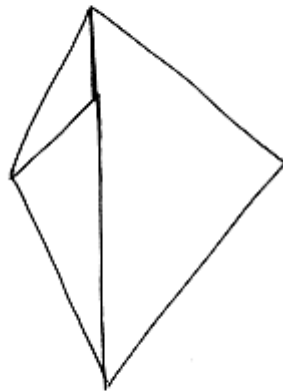
REPEAT STEP ② ON
THREE OTHER EDGES

④



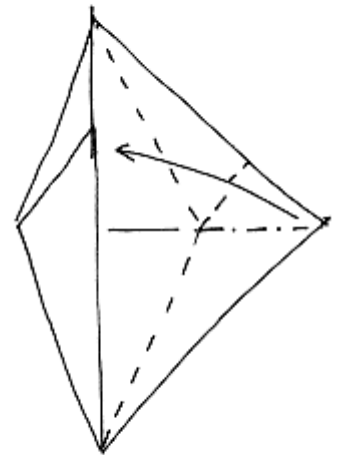
RABBIT EAR USING CREASES
AS GUIDELINES ...

⑤



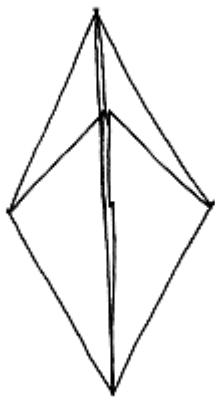
... LIKE SO

⑥



REPEAT STEP ④ ON
THE OTHER SIDE.

FINISHED FISH BASE



THIS BASE HAS TWO LONG FLAPS
AND TWO SHORT FLAPS FROM THE
CENTRE, AS WELL AS TWO OBTUSE
ANGLES AT EITHER SIDE THAT CAN
BE UTILISED.