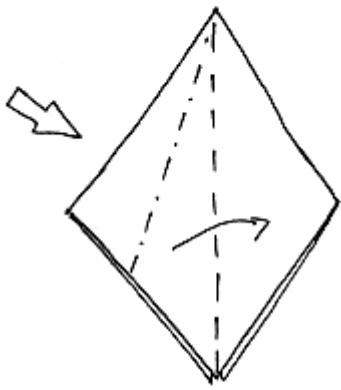
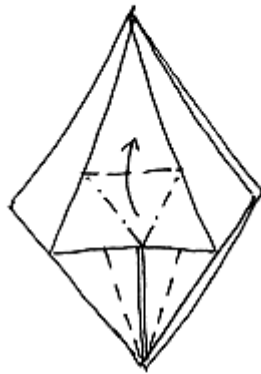


① BEGIN WITH PRELIMINARY BASE.



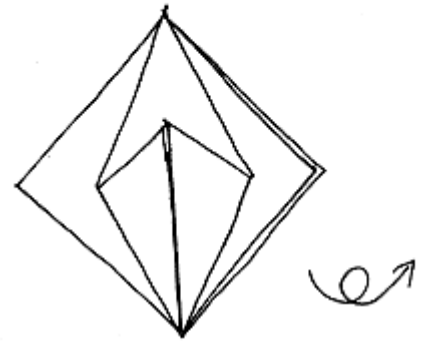
SQUASH FOLD

②



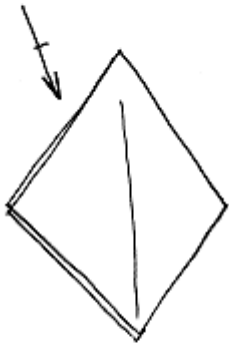
PETAL FOLD

③



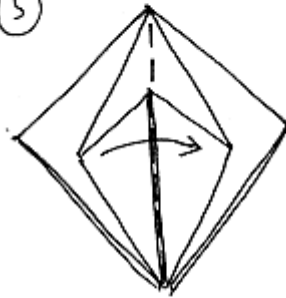
TURN OVER

④



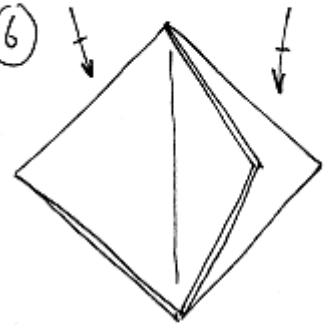
REPEAT STEPS ①-③

⑤



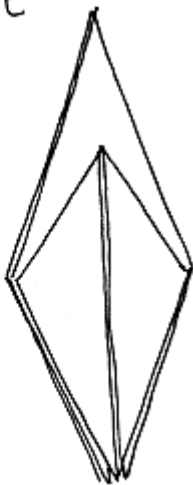
REPEAT BEHIND

⑥



REPEAT STEPS ①-③  
IN FRONT AND BEHIND

FROG BASE



THIS BASE HAS FOUR LONG FLAPS, FOUR SHORT FLAPS IN THE MIDDLE AND A LONG CENTRAL POINT. THERE ARE LOTS OF USEFUL POINTS FOR ARMS, LEGS, TAILS, ETC.