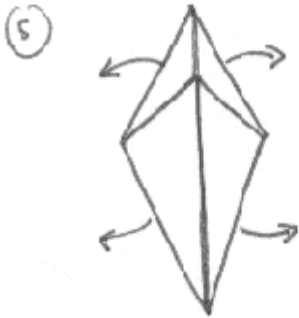


FOLD A FISH BASE

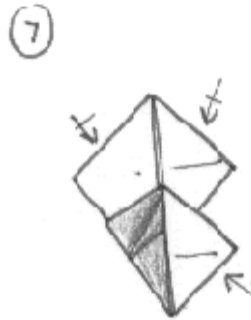
FOLD & UNFOLD ALONG
DIAGONALS



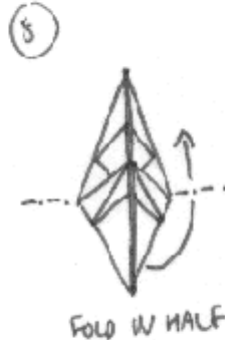
UNFOLD ALL FOUR
CORNERS



PETAL FOLD



REPEAT WITH OTHER
FLAPS



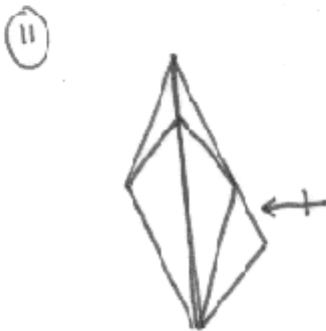
FOLD IN HALF



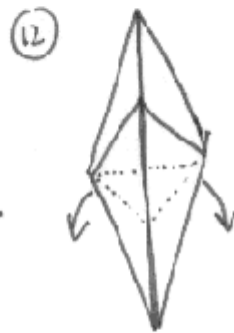
SQUASH THE
TOP LAYERS OVER



FOLD BOTH LAYERS
BACK



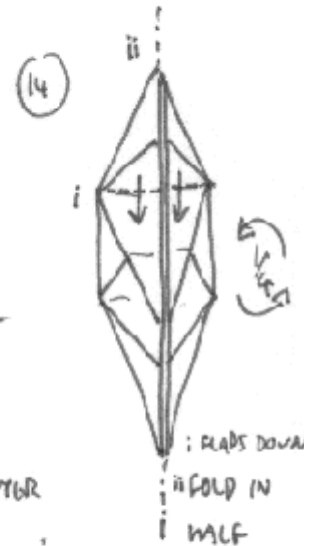
REPEAT STEPS 9-10
ON OTHER SIDE



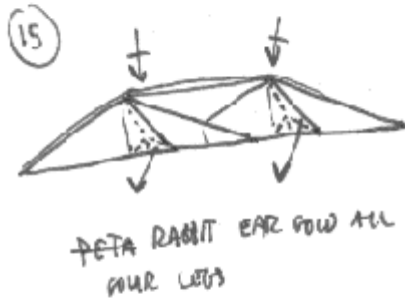
REVERSE FOLD TWO
CENTRAL FLAPS



BRING BACK LAYER
TO FRONT



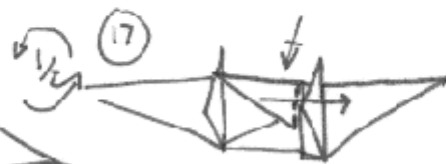
FOLD IN
HALF



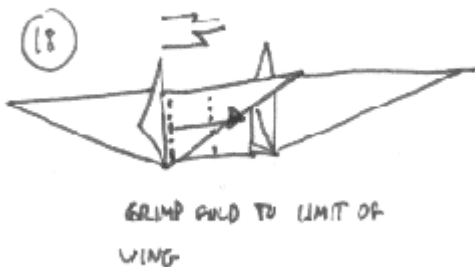
PETA RABBIT EAR FOLD ALL
FOUR LEGS



CRIMP FOLD LEGS TO LIMIT OF
WING.



FOLD WINGS OVER



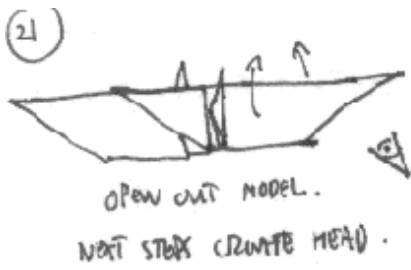
CRIMP FOLD TO LIMIT OF
WING



FOLD WINGS BACK




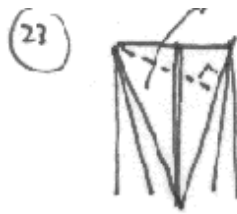
MAINTAIN FOLD LAYERS INSIDE BODY,
FRONT BEHIND. FOLDS ARE AT LEVEL
OF LOWER LIMIT OF WING.



21
OPEN OUT MODEL.
NEXT STEP (CREATE HEAD).



22
NEXT FEW STEPS
FOCUS ON THIS FLAP.



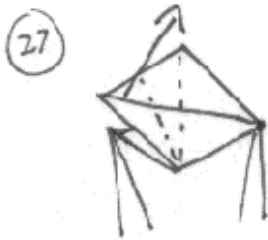
24
PULL OUT LOOSE
PAPER FROM
BEHIND



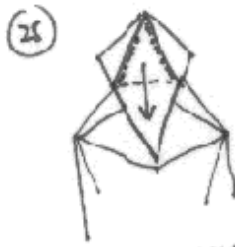
25
SQUARE FOLD
LAYER OVER



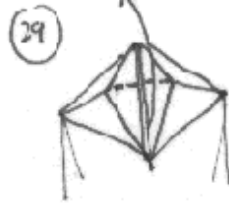
26
PULL LAYERS OF PAPER OUT
AS IN STEP 24



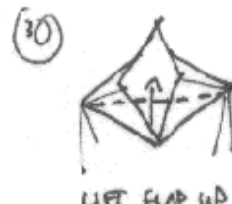
27
PETAL FOLD LAYERS



28
PETAL FOLD DOWN




29
FOLD UPWARDS



30
LIFT FLAP UP



31
FOLD MODEL BACK
IN HALF



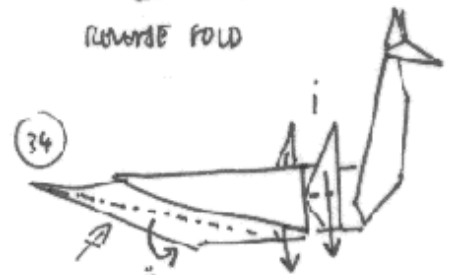
32
VALLEY FOLD TO FORM WING




33
REVERSE FOLD



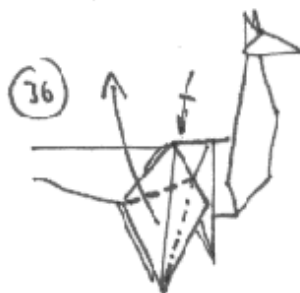
34
i REVERSE FOLD TO FORM HEAD
ii SINK



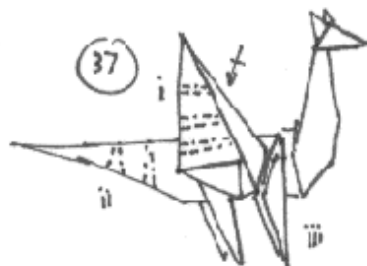
35
i FOLD ALL FOUR FEET DOWN
ii SHAPE TAIL



36
PETAL FOLD WING. CRUMPLE
BEHIND



37
FOLD UPWARDS TO
CREATE WING



38
i PLUM FOLD WING
ii SHAPE TAIL WITH CRUMPS
iii SHAPE FEET.



39
FINISHED DRAGON