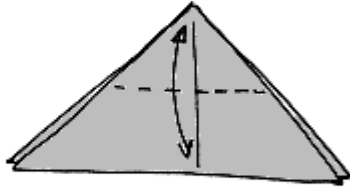
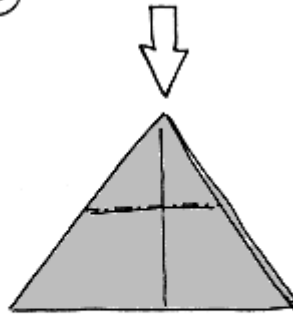


① BEGIN WITH THE WATER BOMB BASE



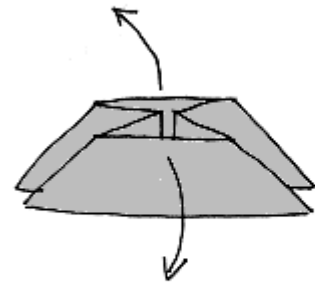
FOLD AND UNFOLD

②



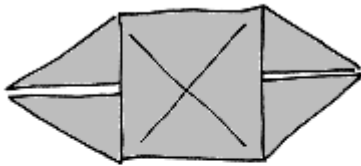
SINK USING CREASE MADE IN STEP ①

③ LIKE SO



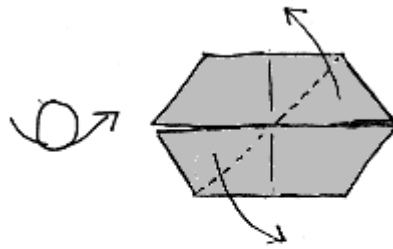
OPEN MODEL OUT, SQUASH - FOLDING

④ LIKE SO



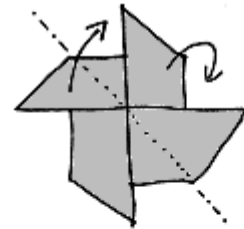
TURN OVER

⑤



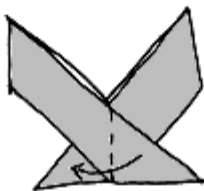
VALLEY FOLDS

⑥



THIS IS SOMETIMES CALLED THE WINDMILL BASE. FOLD IN HALF.

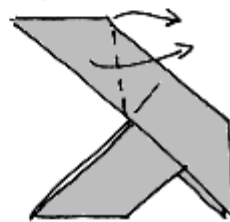
⑦



FOLD FLAP OVER.

ROTATE

⑧



OUTSIDE REVERSE FOLD

FINISHED PAJARITA

