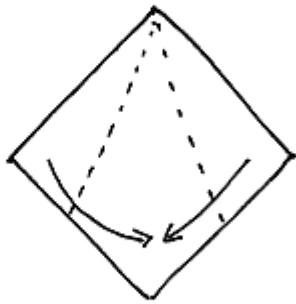
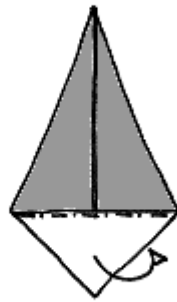


① START WITH A SQUARE OF PAPER, BLACK ON ONE SIDE.



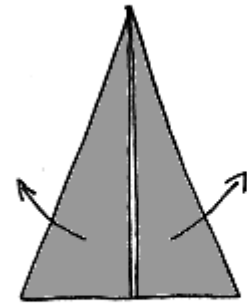
FOLD TO CENTRE. (THIS IS CALLED A KITE FOLD)

②



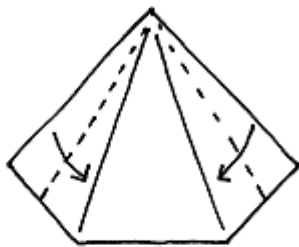
FOLD BEHIND

③



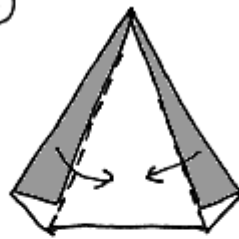
UNFOLD

④



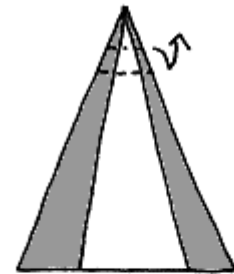
FOLD TO THE CREASES

⑤



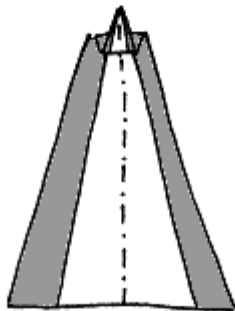
FOLD ALONG THE CREASES IN STEP 1

⑥



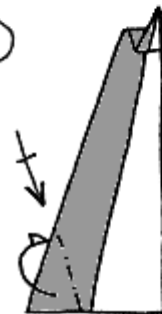
MAKE ONE VALLEY FOLD AND ONE MOUNTAIN FOLD

⑦



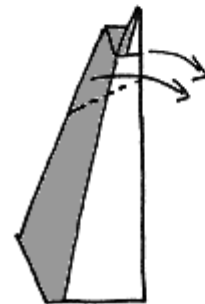
FOLD IN HALF

⑧



TUCK AROUND REPEAT BEHIND

⑨



OUTSIDE REVERSE FOLD TO FORM HEAD

FINISHED PENGUIN

