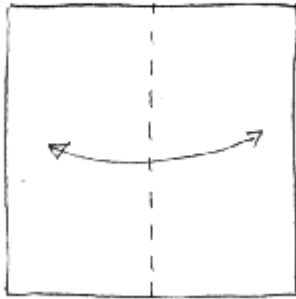
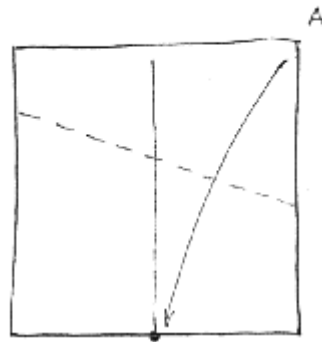


① WHITE SIDE UP



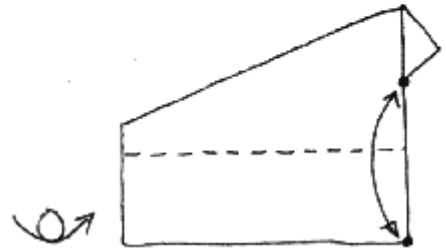
FOLD IN HALF.
UNFOLD

②



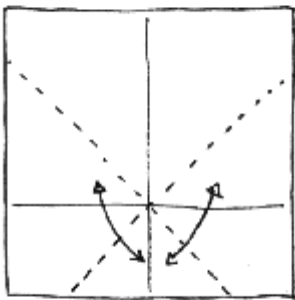
FOLD CORNER A TO
POINT SHOWN. TURN
OVER

③



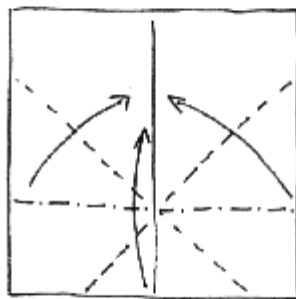
FOLD CORNER TO
POINT SHOWN. UNFOLD
TO STEP ①

④



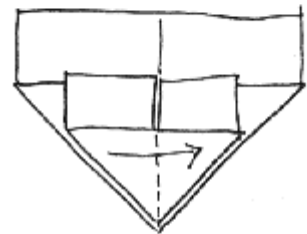
FOLD AND UNFOLD AT
 45° TO THE INTERSECTION
OF THE TWO CREASES

⑤



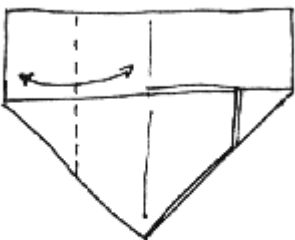
FORM ALONG CREASES

⑥



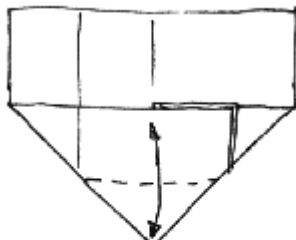
LIKE SO. FOLD ONE
FLAP ACROSS

⑦



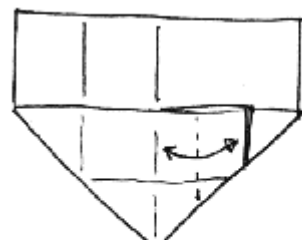
FOLD TO CENTRE,
UNFOLD

⑧



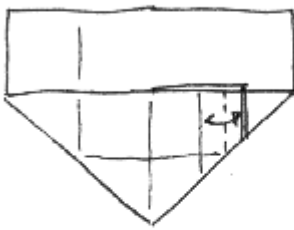
PRECREASE

⑨



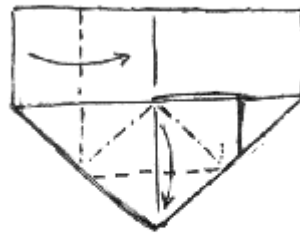
FOLD AND UNFOLD

10



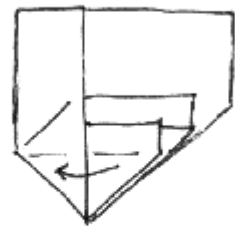
FOLD AND UNFOLD

11



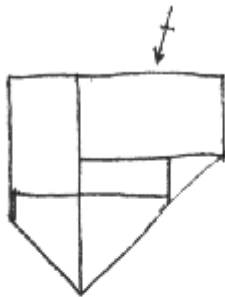
PETAL FOLD DOWN

12



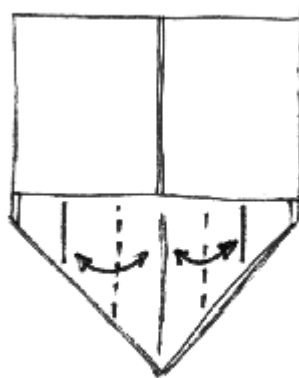
LIKE SO. SWING
FLAP OVER

13



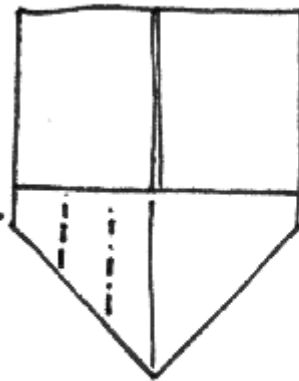
REPEAT STEPS
6-12 ON THE
OTHER SIDE

14



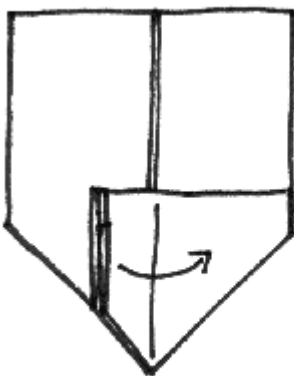
PRECREASE INTO
THIRDS

15



SINK IN AND OUT THROUGH
ALL LAYERS

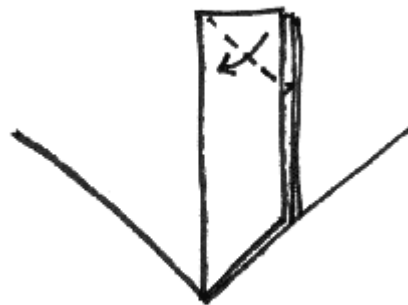
16



SWING ALL LAYERS
OVER

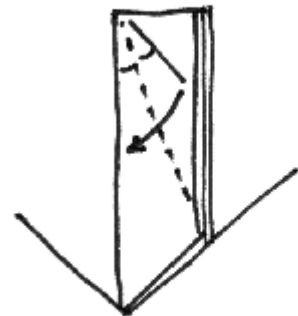
17

CLOSE UP

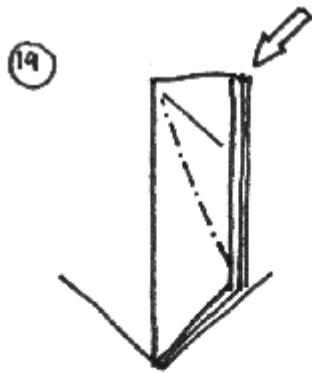


PRECREASE THROUGH
ALL LAYERS

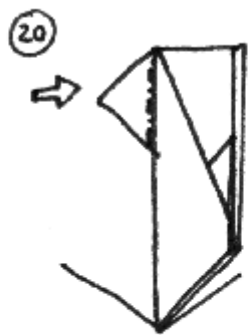
18



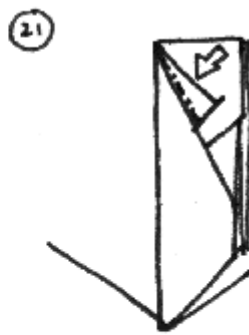
PRECREASE THROUGH
ALL LAYERS



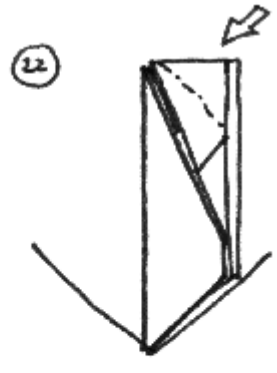
19 REVERSE FOLD TOP LAYER



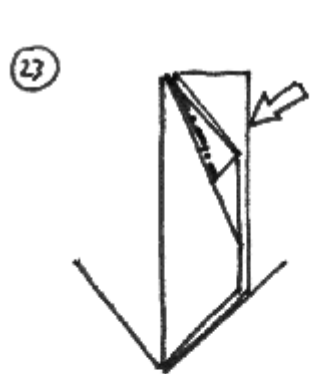
20 REVERSE FOLD



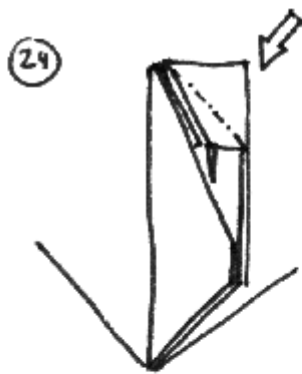
21 REVERSE FOLD



22 REVERSE FOLD SECOND LAYER



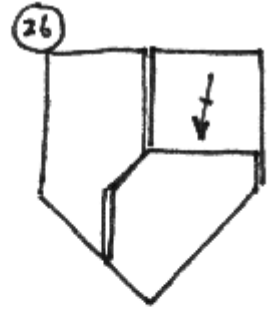
23 OPEN SINK MIDDLE LAYER



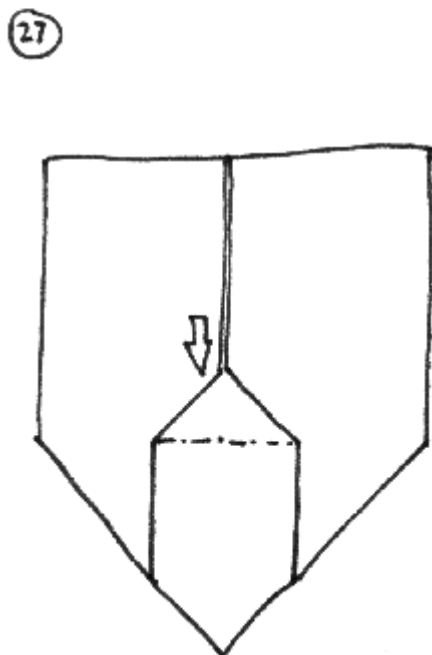
24 REVERSE FOLD



25 SWING LAYERS OVER



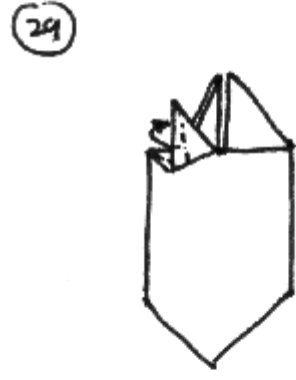
26 REPEAT STEPS 16-25 ON OTHER SIDE



27 SINK TOP LAYER

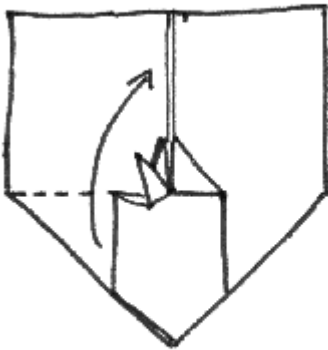


28 CRIMP



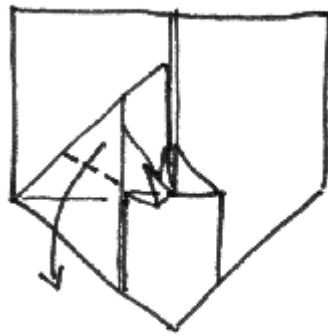
29 TUCK BEHIND

30



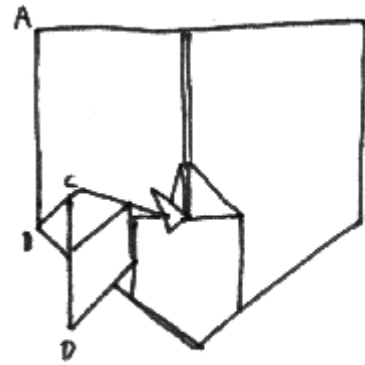
REVERSE FOLD LEG
FLAT FROM INSIDE

31



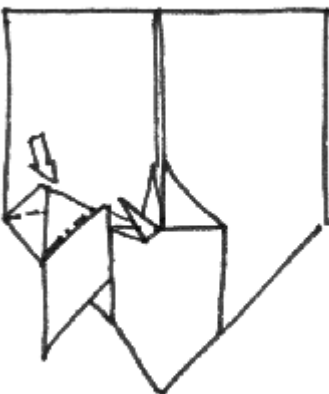
REVERSE FOLD

32



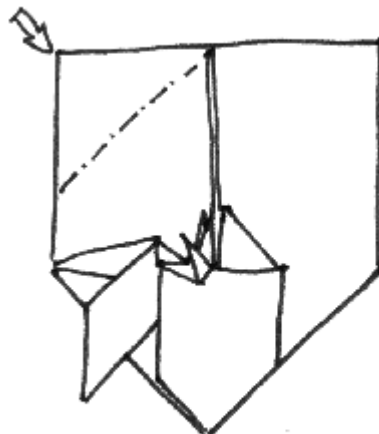
LIKE SO. LINE A-B IS
PARALLEL WITH C-D

33



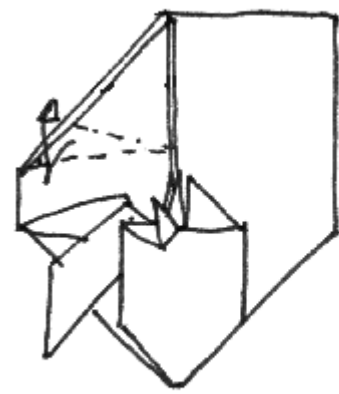
REVERSE FOLD

34



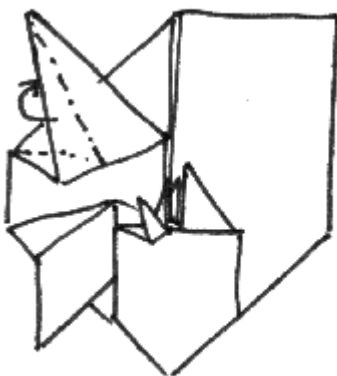
REVERSE FOLD

35



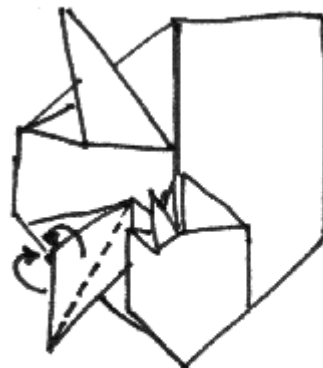
CRIMP TO FORM REAR
LEG

36



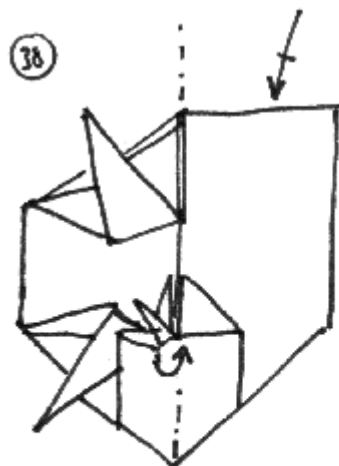
REVERSE FOLD

37



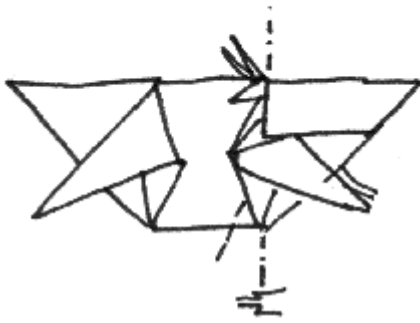
NARROW FRONT LEG

38



FOLD MODEL IN HALF,
UNTUCKING HEAD FLAP.
REPEAT STEPS 30-37 ON RIGHT.

39



CRIMP FOLD

40



OUTSIDE REVERSE FOLD

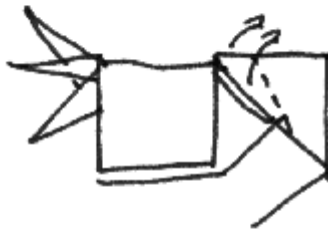
41

HEAD



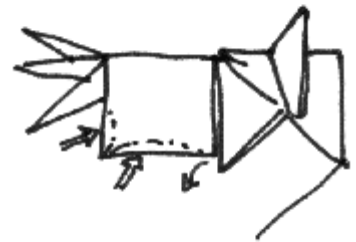
REVERSE FOLD. REPEAT BEHIND

42



OUTSIDE REVERSE FOLD

43



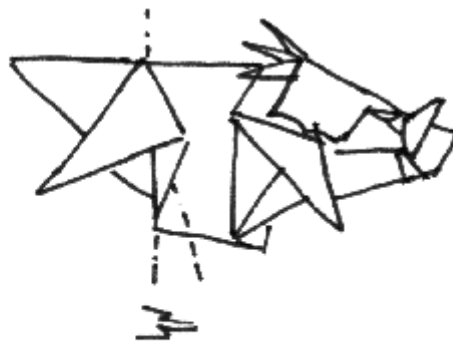
PINCH AND PULL CORNER OUT

44



FOLD EYE RIDGES

45



CRIMP FOLD

46



TUCK INSIDE BODY

47



SHAPE TAIL

49

REAR LEGS



CRIMP

50



FORM FEET

51



REVERSE FOLD

52



TUCK INSIDE

53



LIKE SO.

54

FRONT LEGS



REVERSE FOLD

55



REVERSE FOLD

56



REPEAT STEPS
50-53 TO FORM
FOOT

57

LIKE 50



... SHAPE SNOUT
... POSITION HORNS

FINISHED STYRACOSAURUS

