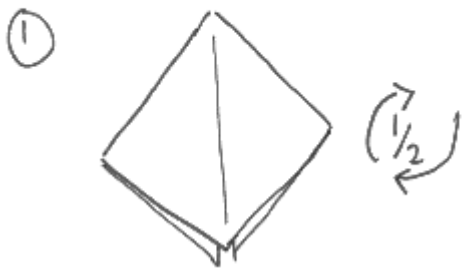
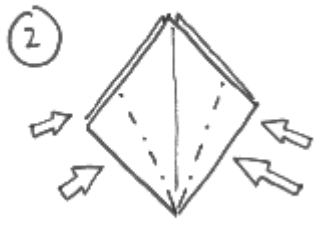


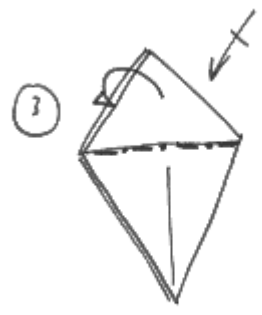
**SIMPLE VASE**



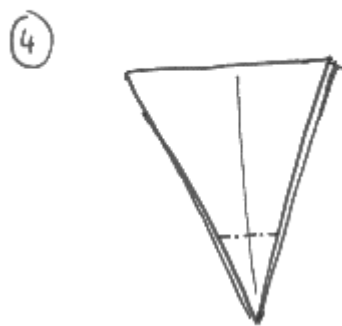
PRELIMINARY BASE



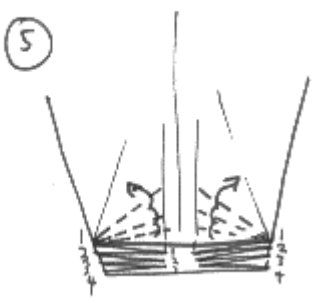
FOUR REVERSE FOLDS



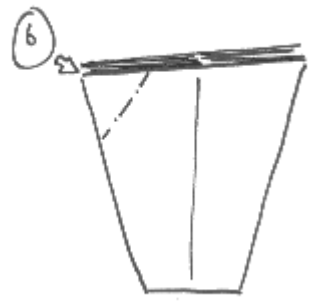
FOLD INSIDE MODEL x4



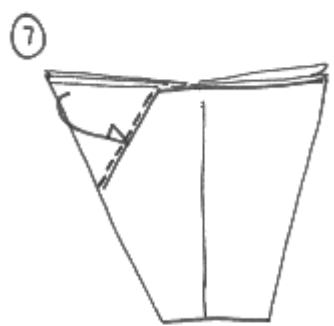
SINK



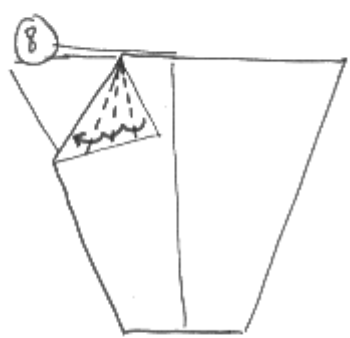
FOUR POINTS ON OUTSIDE & 3 INSIDE. PLEAT FOLDS 1 & 3 INSIDE TO LOCK MODEL



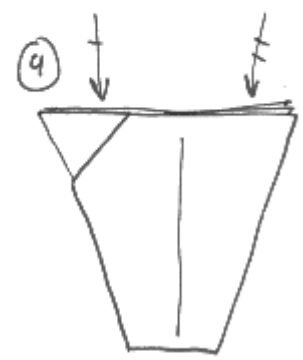
SINK ONE CORNER



TUCK NEXT LAYER INTO POCKET JUST MADE



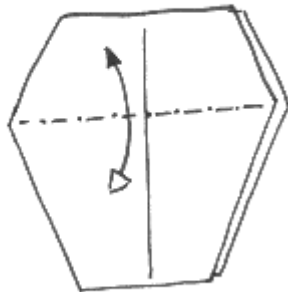
INSIDE MODEL. PLEAT FOLD TO LOCK.



REPEAT ON OTHER THREE CORNERS

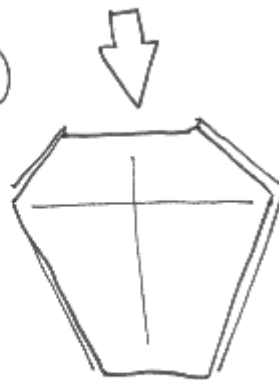
SIMPLE VASE

10



PRE CREASE ON ALL LAYERS

11



OPEN OUT MODEL.

12 IF ALL THE LOCK FOLDS HOLD, YOU WILL END UP WITH THE FOLLOWING VASE...

